



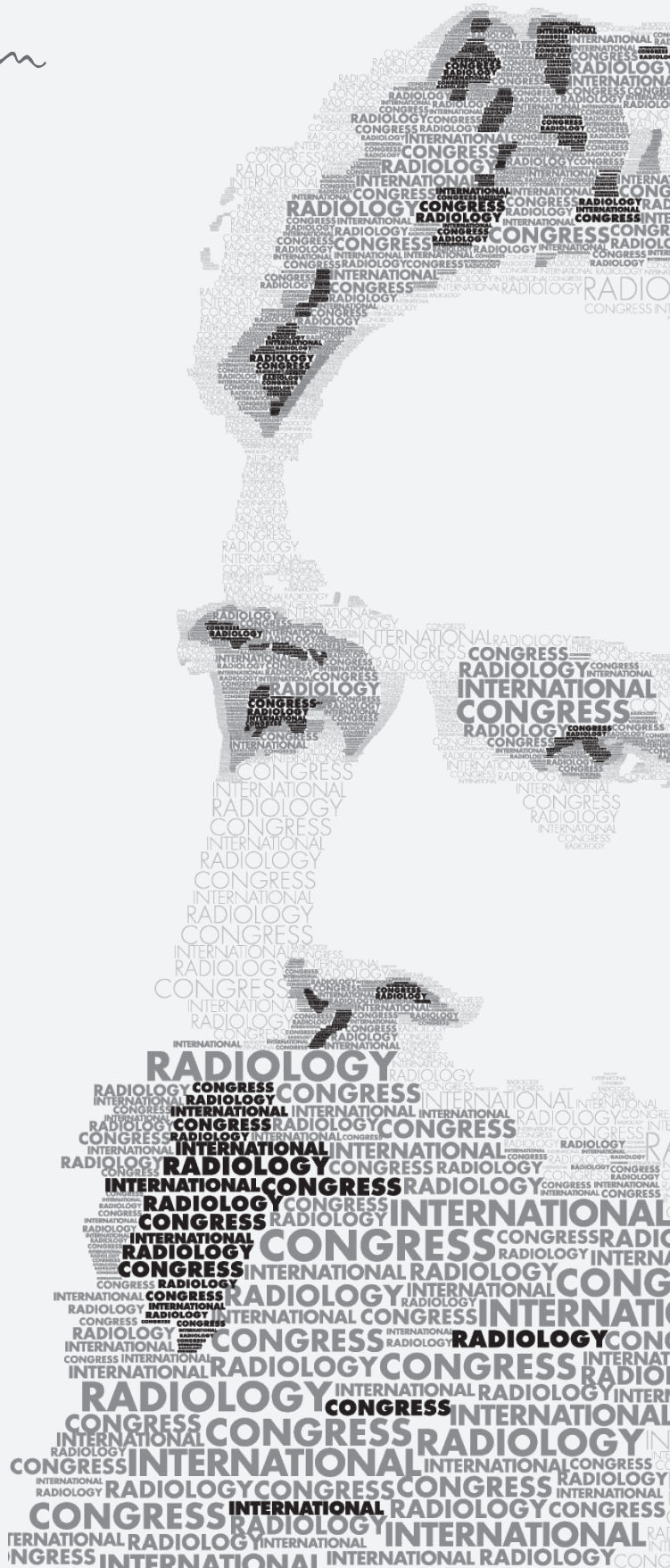
CHEST

Preliminary Program



INTERNATIONAL CONGRESS OF RADIOLOGY
21 AL 24 DE SEPTIEMBRE | BUENOS AIRES - ARGENTINA

www.icr2016.org



ROOM 6

Lung nodule

| | | |
|-------|--|--------------------------|
| 08:30 | Imaging of solitary pulmonary nodule: Anatomical and morphological characteristics. | J. Briceño Polacre (VEN) |
| 09:00 | Lipidic predominant adenocarcinoma appearing as solid solitary pulmonary nodule: CT and PET findings. | A. Rotondo (ITA) |
| 09:30 | Management of the indeterminate solitary pulmonary nodule. | S. Rossini (ARG) |

10:00 - 10:30 Break

Lung infections

| | | |
|-------|--|---------------------------|
| 10:30 | Pulmonary tuberculosis major patterns. | A. Soares Souza Jr. (BRA) |
| 10:55 | Fungal lung disease. | A. Soares Souza Jr. (BRA) |
| 11:20 | PET - CT utility in non-cancer processes of chest. | L. Alva López (MEX) |
| 11:45 | Thoracic case presentation. | J.C. Spina (ARG) |

12:00 - 15:00 Break

12:30 - 13:30 **FUCHS LECTURE**
Richard Wahl (USA), Carlos Bruguera (ARG)

Simple chest radiography

| | | |
|-------|---|----------------------|
| 15:00 | Classical radiological signs in thoracic pathology. | L. Alva López (MEX) |
| 15:30 | Simple radiology in UCI. | F. Gutiérrez (USA) |
| 16:00 | Lung cancer. Plain films to CT. | J.L. San Roman (ARG) |

16:30 - 16:45 Break

HRCT lung diseases

| | | |
|-------|--|---------------------------|
| 16:45 | CT lung high resolution. Clinical applications. | J.L. Criales Cortés (MEX) |
| 17:15 | Crazy paving, mosaic attenuation and ground-glass: building patterns in chest HRCT. | H. Paladini (ARG) |
| 17:45 | Cystic lung disease: Radiological Finding. | F. Lassandro (ITA) |

18:15 - 19:00 **SCIENTIFIC SESSION**

ROOM 6

Airways diseases

| | | |
|-------|--|---------------------------|
| 08:30 | Main airways disease. | A. Soares Souza Jr. (BRA) |
| 09:00 | Small airways disease. | J.L. Ciales Cortés (MEX) |
| 09:30 | The many faces of pulmonary sarcoidosis. | L. Fajre (ARG) |

10:00 - 10:30 Break

Thoracic neoplasms

| | | |
|-------|--|---------------------|
| 10:30 | Lung Cancer Screening. | A. Marangoni (ARG) |
| 11:00 | PET/CT imaging in Thoracic neoplasms. | R. Wahl (USA) |
| 11:30 | Mediastinal tumors: what the radiologist have to know? | L. Alva López (MEX) |

12:00 - 12:30 Break

12:30 - 13:30

READ WITH THE EXPERTS

Moderators: J. Lipsich (ARG), Sergio Moguillansky (ARG), Hugo Guerra (ARG)
 Conferencists: L. Cerezal Pesquera (ESP), A. Da Rocha (BRA), F. Gutiérrez (USA),
 A. Laghi (ITA), P. Schmit (CAN)

13:30 - 15:00 Break

Interstitial lung disease

MULTIDISCIPLINARY SESSION

(Argentinean Association of Respiratory Medicine)

| | | |
|-------|---|--------------------|
| 15:00 | Interstitial lung disease: HRCT basic ingredients. | F. Gutierrez (USA) |
| 15:30 | Interstitial lung disease: guideline. | S. Rossi (ARG) |
| 16:00 | Interstitial lung disease: Clinical management and prognosis. | F. Caro (ARG) |
| 16:20 | Discussion | |

16:30 - 16:45 Break

Vascular disease

| | | |
|-------|---|--------------------|
| 16:45 | MDCT pulmonary embolism in 2016. | F. Gutiérrez (USA) |
| 17:15 | Pulmonary hypertension: MR and CT role in patient evaluation. | E. Kimura (MEX) |
| 17:45 | Surgical treatment of pulmonary hypertension. | R. Favaloro (ARG) |

18:15


CLOSING CEREMONY

SATURDAY / SÁBADO 24


INTERNATIONAL FACULTY



LUIS FELIPE
ALVA LÓPEZ
Mexico



FERNANDO
GUTIÉRREZ
USA



JOSÉ LUIS
CRIALES C.
Mexico



FRANCESCO
LASSANDRO
Italy



ARTHUR
SOARES SOUZA
Brazil



JOSÉ
BRICEÑO P.
Venezuela



ANTONIO
ROTONDO
Italy



RICHARD
WAHL
USA



ERIC
KIMURA
Mexico